

COLLEGE TRANSFER PATHWAYS



**A Transfer Guide for Students at
North Seattle College**



About This Guide

By enrolling at North Seattle College you have made an important commitment to your academic and personal growth.

We're glad you have chosen North Seattle College as a place to begin your studies on your journey towards transferring and obtaining a four-year bachelor's degree. It's never too early to begin the transfer planning process, and as you start planning it's easy to feel overwhelmed. You might be asking yourself: "What classes do I need to take?" or "How do I choose a major or a college to transfer to?" This is the time to explore your options. We want to encourage you to do just that and to help you prepare for a successful transfer to a four-year college or university.

This transfer guide is intended to assist you in planning for your transfer by providing you with information and resources to help you to learn about associate degrees and transfer options at NSC, explore and choose a potential transfer major, research different four-year college/university options, make an educational plan and understand what you will need to do to apply to your chosen transfer institutions.

It's important to keep in mind that you are ultimately responsible for your education! Preparing to transfer to a four-year college or university can be very exciting and challenging, and the more you take charge of your own education the more positive your experience will be. We encourage you to access resources, talk with advisors and university representatives, take advantage of quarterly transfer workshops and fairs at NSC and visit campuses. The more information you have, the better equipped you will be to make wise choices and to transfer successfully!

The NSC Advising Staff

Table of Contents

I.	Map to Transfer Success	4
II.	Options for Transferring to a Four-Year College or University	5
	Associate Degrees at NSC	
	Transferring Without a Degree	
	Transferring With an Associate of Applied Science	
III.	Exploring and Choosing a Major	11
	Tips on Researching and Choosing a Transfer Major	
	Web and Text Resources	
	Discover Your Major Worksheet	
IV.	Finding the Right Four-Year College or University for You!	19
	Deciding Where to Apply	
	Washington Universities Contact Information	
	University Foreign Language Requirements	
	University of Washington Admission Information	
V.	Educational Planning: Choosing your Classes and Much More!	29
	Preparing for an Advising Session	
	Transfer Planning Sheets	
	Course Equivalency Guides: "Which Classes Will Transfer?"	
	Educational Planning Worksheets	
VI.	The Transfer Application Process	37
	The Application Process	
	Writing a Personal Statement	
VII.	NSC Resources and Services to Assist You	43
IX.	Glossary	45

MAP TO TRANSFER SUCCESS

(A transfer planning timeline)



START HERE AT NSC DURING YOUR FIRST QUARTERS

GO TO NSC ADVISING


- Explore Transfer Options
- Select Appropriate Courses
- Explore Transfer Major



**Become familiar with
AA, AB or AS
Degree Requirements**

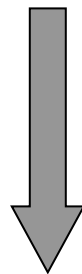


CHOOSE YOUR INTENDED TRANSFER MAJOR



AA/AB Degree Options

- Associate of Arts Degree
- Associate in Business Degree



**AS Degree Options
(Associate of Science)**

- General Associate of Science
- Associate of Science (Option One)
- Associate of Science (Option Two)

ONGOING QUARTERS AT NSC

Develop an Educational Plan with Your Advisor

Continue to fulfill AA, AB or AS degree requirements, transfer major prerequisites and four-year admission requirements



Research four-year colleges, majors, scholarship options and deadlines.
Meet with college representatives.



Submit applications to your chosen four-year institutions/ majors and apply for financial aid and scholarships



Pre-graduation check with your advisor. Register for your final quarter.
Apply for NSC graduation



CONGRATULATIONS!
Successful Transfer to a 4-Year School

Options for Transferring to a Four-Year College or University





College Transfer Pathways

Transfer Options

NSC offers students a number of options for transferring to a four-year college or university.

This section contains information regarding:

- The Associate of Arts (AA) degree
- The Associate in Business (AB) degree
- The Associate of Science (AS) degrees
 - General Associate of Science
 - Associate of Science, Option #1
 - Associate of Science, Option #2
- Transferring to a 4-year college/university without a transfer degree
- Transferring to a 4-year college/university with an Associate of Applied Science (AAS) degree

ALL TRANSFER DEGREE PLANNING SHEETS ARE AVAILABLE IN THE ADVISING OFFICE

You Should Know That...

...The AA, AB and AS degrees are designed to help you transfer more easily to 4-year college/universities and many Washington state colleges/universities give "priority" admission to students with an associate degree. **They do not, however guarantee that you will be accepted into the four-year college/university or admitted into a certain major or program of study.**

Transfer Options...What are my choices?

Associate Degrees at NSC

Most transfer students choose to complete an associate degree in order to benefit from the **Direct Transfer Agreement (DTA)** between community colleges and participating four-year public and private Washington state colleges and universities. The DTA assures the transfer of credit with an AA, AS or AB degree into these colleges and universities, but not automatic admission, since each institution has separate admission criteria such as G.P.A., residency, core requirements, major preparation, etc.*

*(for more information on admission requirements to the University of Washington, see page 27)

Benefits of earning a transfer degree:

For **most** Washington state four-year colleges, if students complete an AA, AS or AB degree, they receive the benefit of knowing their degree transfers as a package, and they **may**

- be considered to have fulfilled most or all of the lower division general education core coursework.
- enter at junior standing (depending on whether they have also met major prerequisites).
- be given priority transfer status in the application review process.
- with certain exceptions, count transfer courses in the same way that they have been counted at NSC
- transfer up to 15 credits of "normally non-transferable" courses (i.e. vocational coursework) as part of their AA degree.

We strongly recommend that students include major preparation coursework as part of their AA, AS or AB degree. Students increase their competitiveness for admission if they are prepared for their intended major upon completion of their associate degree.

What are the requirements for a Transfer Degree at NSC?

Students must earn a minimum of 90 college level credits numbered 100 or above that fit into the prescribed degree curriculum, with a minimum cumulative GPA of 2.0 or higher. At least 15 college level credits must be earned at NSC. *Note:* although 2.0 is the minimum GPA required for graduation with an associate degree, most four-year institutions require a significantly higher GPA to transfer.

• Associate of Arts Degree

The Associate of Arts degree (AA) is intended for students expecting to transfer to a four-year college/university and pursue a liberal arts major in areas such as Humanities, Literature, Political Science, Psychology or Sociology. The AA Degree provides a broad education and allows you to fulfill some or all of the general education requirements and prerequisite coursework for many four-year degrees in arts and sciences.

To graduate from NSC with an AA degree you must satisfy the requirements outlined within the "Associate of Arts Degree Requirements" worksheet (available in the NSC Advising office).

This is a 90 credit degree that includes basic and special requirements such as: Composition, Quantitative/Symbolic Reasoning, Communication, Global Studies, US Cultures and Integrated Studies coursework.

• Associate in Business Degree

The Associate in Business degree (AB) is designed for students intending to transfer to a four-year college or university and major in business. Completion of the 90-credit AB allows you to fulfill many or all of the general education (humanities, social science and natural science courses) and business major prerequisites (accounting, economics, math, statistics and law courses) required for most Washington State four-year colleges and university business programs.

• Associate of Science Degree Options

These degrees are intended for students who plan to transfer and receive a bachelor's degree from a four-year college or university with a transfer major in a science related area.

Associate of Science Degrees General Requirements

A student wishing to earn an AS degree must earn 90 AS applicable credits in courses numbered 100 or above with a grade point average of 2.0 or better, including grades transferred from other colleges. Students are highly encouraged to work with a college transfer advisor.

- **The General Associate of Science degree (General AS)** is a good option for students considering science majors that do not require more than 40 credits of prerequisite math and science classes upon transfer, as it allows students to complete general education credits they would otherwise need to complete at the 4-year college/university. Students who begin taking math at a pre-calculus or college preparatory level are able to complete many general education credits while completing math prerequisites for the required science courses in their major area of study. The General AS degree is the most flexible of the science degree options and is a Direct Transfer Agreement.
- **Associate of Science degree-Option #1** is a good option for students who intend to major in chemistry, geology, or the biological, earth, environmental, or resource sciences, and complete at least 65 credits of math and science requirements for the major along with the required general education coursework. *Note: This degree is not a Direct Transfer Agreement.*
- **Associate of Science degree-Option #2** is a good option for students who intend to major in engineering, computer science, physics, or atmospheric science, and complete at least 65 credits of math and science requirements for the major along with the required general education coursework. *Note: This degree is not a Direct Transfer Agreement.*

**Considering majoring in
math or science?**

**Make sure to work with an
advisor.**

Because you will be incorporating your transfer major prerequisite courses into your Associate of Science degree, it is essential to create an educational plan with an advisor. An educational plan is designed to map out your future coursework pertaining to your intended major and admission to your intended four-year institution. Mapping out an educational plan can be complicated, so be sure to work closely with your advisor.

• **Transferring Without a Transfer Degree**

It takes careful planning to transfer to a four-year college or university without a transfer degree. It is imperative that you work closely with an advisor at the transfer institution you expect to attend.

Here are some important points to consider if transferring without a degree:

- In general, each college or university has general education requirements for freshman and sophomore level students that you should be working on during your time at NSC.
- How NSC courses transfer will be up to the four-year college or university you plan on attending. Work with a college/university admissions representative to determine which courses at NSC will transfer to their institution BEFORE you sign up for courses at NSC.
- Be sure you understand admission requirements for students transferring without an associate degree. For example, is the SAT or ACT (college entrance exams) required? What is the minimum transfer grade point average (GPA) required for consideration, and what is the average transfer GPA of students accepted who do not have an associate degree? Is your high school GPA taken into consideration? Please see the "Transfer Application Process" section of this guide for more information regarding applying to a four-year college or university.

Most college/universities publish "Transfer Equivalency Guides" on their websites that will allow you to look up a course to see how (and if) the course will transfer. Many of these guides can be found at <https://northseattle.edu/college-transfer/course-equivalency-guides>.

Please see the "Educational Planning: Mapping it Out" section of this guide for website addresses of college/universities that post transfer equivalency guides on their website.

• **Transferring With an Associate of Applied Science Degree**

The Associate of Applied Science degree is a technical degree designed to prepare you to enter the workforce in a specific job or industry. These degrees are not considered academic degrees and are not designed to prepare you for future academic study. However, if you have already completed an Associate of Applied Science (AAS or AAS-T) degree and wish to pursue a bachelor's degree, you may have transfer options. Some universities may accept specific AAS or AAS-T degrees for transfer towards specific bachelor degree programs. Information about transferable professional-technical options is available in Advising.

Exploring and Choosing a Major

**What do I want to study at a
four-year college or university?**





College Transfer Pathways

Exploring And Choosing a Major

Your choice of a major will probably be the most important decision you'll make about your bachelor's degree.

Don't know what you want to major in? Don't worry...you are not alone. It's not uncommon for students to change their major several times before they actually settle on one.

It is important to use your time and the resources of the community college wisely to explore transfer majors. Gaining an early understanding of the admission and graduation requirements for your chosen major(s) will help you to be well prepared for your transfer to a four-year college or university.

This section contains:

- Tips on researching and choosing a transfer major
- Web resources to aid you in your research and decision making
- Discover Your Major Worksheet, to keep notes and work through the process of choosing a transfer major.

What is a Transfer Major?

Major: A "major" is a program of study at a college or university that a student chooses to study in-depth, such as History, Biology or Communication in order to earn a four-year bachelor's degree (B.A. or B.S.). At the community college level students complete general education and prerequisite course work (often as part of an associate degree), to prepare for their major at the college/university level.

Deciding on Your Transfer Major

One of the main transfer admission criteria for many colleges and universities is that applicants are prepared for their major. Making decisions about your major takes time. Good decisions are based on accurate information and thoughtful evaluation of the pros and cons involved in choosing among a variety of options. By combining what you're learning about yourself (your skills, interests and values) and with what you learn about your options, you'll make better choices. Evaluate several options and then prioritize those that seem best. Have back-up plans in case your top choice turns out not to be an option for you.

For most transfer majors you need to be ready to declare your major by your junior year. It is helpful to decide much earlier as some majors require that prerequisites be completed before starting a program or major area of study (engineering, science and business are some examples). If you put your decision off too long it may take you more than four years to complete your bachelor's degree.

Exploring Majors

Tips on Researching and Choosing a Transfer Major

Here are some ideas to get you started:

There is no single proven approach to selecting a major. Choosing a major is a process of self growth and discovery, and to be effective in choosing a major, you will need time, information and commitment to be actively involved in the decision making process. Ultimately, whatever the decision, it is yours.

•Get to know yourself.

What are your interests, values and motivations? Does a specific major reflect your worldview? Do you have enthusiasm for and enjoy studying this subject? Take advantage of NSC resources to learn more about yourself:

- ❑ Make an appointment to see an **NSC Counselor** (206-934-3676--CC2346A, 2nd floor, north end of the College Center <https://northseattle.edu/counseling>). Counseling can help students develop personal and career goals through individual sessions and career interest inventories. Career interest inventories help to assess your skills, interests and aptitudes and explore careers and majors that fit within those results.
- ❑ Visit **Advising** (206-934-3658—CC 2346A, 2nd floor, north end of the College Center <https://northseattle.edu/advising>). Gather materials, explore transfer major options and learn about prerequisites while you are developing an educational plan with your academic advisor.
- ❑ Access **Career Services** (206-934-6074—Opportunity Center for Employment and Education—OCE&E). Utilize computer-based tools and attend workshops to help you investigate careers and majors.
- ❑ **Get involved** with activities and clubs related to your interests and participate in internships and volunteer opportunities related to possible majors.
- ❑ **Register for** HDC100, a career planning and personal evaluation course at NSC.

•Evaluate your academic strengths and weaknesses.

- ❑ Do you enjoy problem solving or writing papers? Are you technically oriented? Do you love to help people?
- ❑ **Take introductory courses** related to majors you are interested in exploring. What classes do you enjoy? In what classes do you struggle?

•Identify your options.

- ❑ Look at college websites, catalogs and other publications and develop a list of majors you would like to explore.
- ❑ A few other resources are available on page 16 of this guide to help you begin initial research. Consider how your own strengths interests, values, realities and goals compare with each major's requirements.

•**Gather information.**

- ❑ **Meet with four-year college representatives and major advisors.** Take advantage of the many transfer activities at NSC that give you the opportunity to meet college representatives and learn about majors. Attend college fairs, transfer workshops, and advising appointments at NSC. Quarterly events are listed in the *Transfer Event Guide* and on the NSC College Transfer website at: <https://northseattle.edu/college-transfer>-students
- ❑ **Attend information sessions about majors you are interested in and visit major departments** at four-year colleges and universities. For example, if you are interested in the University of Washington, check out the UW Transfer Thursday schedule for information sessions on majors you are interested in:
<http://www.washington.edu/uaa/advising/transfers/tt.php>
- ❑ **Check Out NSC Major Guides and Pre-major Information.**
<https://northseattle.edu/college-transfer-additional-information/major-guides-and-pre-major-info>
- ❑ **Interview individuals who know about your proposed major,** including NSC and university faculty and advisors.
- ❑ **Do your own research.** Review degree requirements, including any prerequisites you must complete before you are accepted into your major.

Remember~You are choosing your transfer major for you! Reflect on what and who may be influencing your choice. Is it really something that you would enjoy studying?

Exploring Majors

Resources for Major and Career Exploration

Web Resources

Washington Occupational Information System (WOIS)

<http://www.wois.org/>

Research what a day in the life of a specific occupation is like; view earnings, skills and training required, projected outlook, schools and training programs offered in the state for various occupational areas. *Note: Trying to access this website off campus? Get the password from advising!*

Occupational Outlook Handbook

<http://www.bls.gov/ooh/> (Nationally recognized source of career information)

Please Understand Me II

<http://keirse.com/default.aspx> (Personality temperament/style and connection to work/career)

What Can I do with a Major in...?

<http://www.uncw.edu/career/WhatCanIDoWithaMajorIn.html>

University of Washington Career Center

<http://careers.washington.edu/Students/Choose-a-Major>

World of Work Map

<http://www.act.org/wwm/index.html> (What kind of work is for you? Are you a Data, Things, Ideas, or People person, or somewhere in between)

Discover Your Major Worksheet

INFORMATION ABOUT MYSELF:

My interests:

My strengths:

My values:

TRANSFER MAJORS I AM CONSIDERING:

RESOURCES I CAN USE AND ACTIVITIES I CAN PARTICIPATE IN TO EXPLORE AND GATHER MORE INFORMATION ABOUT MAJORS:

WHAT I LEARNED ABOUT THE MAJORS I AM CONSIDERING:

(Copy this section for each major you are considering)

Four-year colleges and universities that have this major?

How competitive?

Minimum/average GPA required:


Prerequisite courses:

NEXT STEPS TO HELP ME TO EVALUATE MY TOP CHOICES:

MY INTENDED MAJOR:

MY BACK-UP MAJOR(S):

Finding the Right Four-Year College or University for You!





College Transfer Pathways

Choosing the Right School for You!

"Check out the colleges you're thinking of transferring to by visiting in person. You want to make sure the campus is a good match for you!"

NSC Advisor

It is essential to research and visit prospective transfer schools in order to find the college or university that will fit with your academic goals, personality and needs.

It is important while you are a community college student that you shop around. Do your own research about the qualities that are important to you and the individual programs each college or university offers. By utilizing resources and asking good questions of four-year staff, faculty, and students, you can make a truly educated decision about which school best fits your personal requirements.

This section contains information to assist you in choosing your best four-year college or university options, including:

- Deciding where to apply
- Text and useful websites
- Washington Universities Contact Information
- University Foreign Language Requirements
- University of Washington Admission Information

Finding the Right School for You And Deciding Where to Apply

- Start by **researching institutions that have the majors** that interest you. Links to all the colleges in Washington and throughout the U.S are listed on the NSC College Transfer website at: <https://northseattle.edu/college-transfer-additional-information/list-universities>
- **Visit NSC Advising.** We have a variety of information on universities/colleges that include: catalogs, transfer guides and information on transfer majors/programs of study. We can assist you in researching Internet resources.
- **Decide what type of college/university you'd like to attend**, taking into consideration the location, size of the student body, diversity, special student services, public vs. private, religious affiliation, cost and student-to-faculty ratio.
- **Use the Internet to explore transfer information.** Most schools have exceptional websites that are full of useful information for prospective students.
- **Attend the Fall, Winter and Spring Transfer Fairs, Majors Fairs and information tables NSC hosts every quarter.** Talk to college representatives about admissions and program information.
- **Go to four-year college information sessions on specific majors and programs held at NSC** during the quarter.
- **Make an appointment to meet individually with a four-year university advisor at NSC.** Drop into Advising or call (206)-934-3658 to schedule an appointment.
- **Review information on Transfer Events** in Advising, in the quarterly *Transfer Event Guide* and at <https://northseattle.edu/content/calendar-college-transfer-events>
- **Visit the colleges/universities that interest you.** Take a tour. Take advantage of information sessions for transfer students that are hosted by many colleges/universities on their campuses. Fliers regarding information sessions at local colleges/universities are often posted on bulletin boards in Advising.

Text Resources

- *Barron's Profiles of American Colleges*
- *Bears Guide to Earning Degrees by Distance Learning*, Mariah P. Bear, Thomas Nixon
- *Colleges That Change Lives*, Loren Pope, 2006
- *Fiske Guide to Colleges*, Edward B. Fiske
- *The College Board: Internet Guide for College Bound Students*, Ken E. Hartman
- *The Multicultural Student's Guide to Colleges*, Robert Mitchell
- *Peterson's Guide to Four Year Colleges*
- *U.S. News & World Report Ultimate College Guide*

Useful Websites to explore:

- **College Board** www.collegeboard.com
- **Petersons:** www.petersons.com
- **College Tool Kit:** www.collegetoolkit.com
- **College Navigator:** www.nces.ed.gov/collegenavigator/
- **Campus Tours:** www.campustours.com



Washington Four-Year Colleges and Universities

Many colleges/universities have branch campuses throughout Washington. For details, please check the institution's Web site and see the "Four Year College/University Extension Sites and Programs" resource.

<p>ANTIOCH UNIVERSITY 2326 Sixth Ave. Seattle, WA 98121 (206) 441-5352 www.antiochseattle.edu</p>	<p>THE ART INSTITUTE OF SEATTLE 2323 Elliott Ave. Seattle, WA 98121 (800) 275-2471 or (206) 448-6600 www.artinstitutes.edu/seattle</p>
<p>BASTYR UNIVERSITY 14500 Juanita Drive NE Kenmore, WA 98028 (425) 602-3330 www.bastyr.edu</p>	<p>CENTRAL WASHINGTON UNIVERSITY 400 E. University Way Ellensburg, WA 98926 (509) 963-1211 www.cwu.edu</p>
<p>CITY UNIVERSITY OF SEATTLE 521 Wall Street, Suite 100 Seattle, WA 98121 (800) 426-5596 or (206) 239-4500 www.cityu.edu</p>	<p>CORNISH COLLEGE OF THE ARTS 1000 Lenora St. Seattle, WA 98121 (800) 726-2787 www.cornish.edu</p>
<p>EASTERN WASHINGTON UNIVERSITY 526 Fifth St. Cheney, WA 99004 (509) 359-2397 www.ewu.edu</p>	<p>THE EVERGREEN STATE COLLEGE 2700 Evergreen Parkway NW Olympia, WA 98505 (360) 867-6170 www.evergreen.edu</p>
<p>GONZAGA UNIVERSITY 502 E. Boone Ave. Spokane, WA 99258 (800) 986-9585 or (509) 328-4220 www.gonzaga.edu</p>	<p>HERITAGE UNIVERSITY 3240 Fort Road Toppenish, WA 98948 (888) 272-6190 www.heritage.edu</p>
<p>NORTHWEST UNIVERSITY 5520 108th Ave. NE Kirkland, WA 98033 (800) 669-3781 or (425) 889-5231 www.northwestu.edu</p>	<p>PACIFIC LUTHERAN UNIVERSITY 12180 Park Ave. S. Tacoma, WA 98447 (800) 274-6758 www.plu.edu</p>
<p>SAINT MARTIN'S UNIVERSITY 5000 Abbey Way SE Lacey, WA 98503 (800) 368-8803 or (360) 438-4596 www.stmartin.edu</p>	<p>SEATTLE PACIFIC UNIVERSITY 3307 Third Ave. W. Seattle, WA 98119 (800) 366-3344 or (206) 281-2021 www.spu.edu</p>
<p>SEATTLE UNIVERSITY 901 12th Ave. Seattle, WA 98122 (800) 426-7123 or (206) 220-8040 www.seattleu.edu</p>	<p>TRINITY LUTHERAN COLLEGE 2802 Wetmore Ave. Everett, WA 98201 (800) 843-5659 or (425) 249-4800 www.tlc.edu</p>
<p>UNIVERSITY OF PHOENIX</p>	<p>UNIVERSITY OF PUGET SOUND</p>

<p>3380 146th Pl. SE Bellevue, WA 98007 (866) 766-0766 or (425) 572-1600 www.phoenix.edu</p>	<p>1500 N. Warner Tacoma, WA 98416 (800) 396-7191 or (253) 879-3211 www.pugetsound.edu</p>
<p>UNIVERSITY OF WASHINGTON 1410 NE Campus Parkway Seattle, WA 98195 (206) 543-9686 www.washington.edu</p>	<p>UNIVERSITY OF WASHINGTON – BOTHELL 18115 Campus Way NE Bothell, WA 98011 (425) 352-5000 www.uwb.edu</p>
<p>UNIVERSITY OF WASHINGTON – TACOMA 1900 Commerce St. Tacoma, WA 98402 (800) 736-7750 or (253) 692-4000 www.tacoma.uw.edu</p>	<p>WALLA WALLA UNIVERSITY 204 S. College Ave. College Place, WA 99324 (800) 541-8900 or (509) 527-2615 www.wallawalla.edu</p>
<p>WASHINGTON STATE UNIVERSITY 370 Lighty Student Services Building Pullman, WA 99164 (888) 468-6978 www.wsu.edu</p>	<p>WESTERN GOVERNORS UNIVERSITY 4001 South 700 East, Suite 700 Salt Lake City, UT 84107 (877) 214-7004 washington.wgu.edu</p>
<p>WESTERN WASHINGTON UNIVERSITY 516 High St. Bellingham, WA 98225 (360) 650-3440 www.wwu.edu</p>	<p>WHITMAN COLLEGE 345 Boyer Ave. Walla Walla, WA 99362 (877) 462-9448 or (509) 527-5176 www.whitman.edu</p>
<p>WHITWORTH UNIVERSITY 300 W. Hawthorne Road Spokane, WA 99251 (800) 533-4668 or (509) 777-4768 www.whitworth.edu</p>	

For current updates and revisions, see the College Transfer Website:

<https://northseattle.edu/college-transfer-additional-information/list-universities>

University Foreign Language Requirements

UNIVERSITY	TRANSFER WITH LESS THAN 40 CREDITS	TRANSFER WITH 40-90 CREDITS	TRANSFER WITH AA DEGREE	GRADUATION REQUIREMENT
CENTRAL WASHINGTON UNIVERSITY	2 years in high school OR 3rd quarter in college	None required for admission	None required for admission	BA requires 2 years in high school OR 3rd quarter in college. None for BS, Bachelor of Music, BFA or BA in Education.
EASTERN WASHINGTON UNIVERSITY	2 years in high school OR 3rd quarter in college	None required for admission	None required for admission	BA requires 2 years in high school OR 3rd quarter in college. None for BS, BAB (Business), BFA (Art), BMU (Music), or BAE (Education).
EVERGREEN STATE COLLEGE	2 years in high school OR 2nd quarter in college with a 2.0 or better	None required for admission	None required for admission	None required for graduation
PACIFIC LUTHERAN UNIVERSITY	None required for admission	None required for admission	None required for admission	Additional language may be required, but it depends on the major. Contact advisor at PLU for more information.
SEATTLE PACIFIC UNIVERSITY	None required for admission	None required for admission	None required for admission	3rd quarter in college with a 2.0 or better OR 3 years in high school with a C average or higher in final year or in final course. AA degree holders are exempt from foreign language requirement, but some majors require it. Check with SPU for a list of these majors.
SEATTLE UNIVERSITY	None required for admission	None required for admission	None required for admission	For majors within the College of Arts and Sciences and for International Business majors: 3rd quarter in college.
UNIVERSITY OF PUGET SOUND	None required for admission	None required for admission	None required for admission	BA/BS requires 3rd quarter in college. For other options to meet the foreign language requirement, contact UPS directly.
UNIVERSITY OF WASHINGTON BOTHELL CAMPUS	2 years in high school OR 2nd quarter in college	2 years in high school OR 2nd quarter in college	2 years in high school OR 2nd quarter in college	None required for graduation
UNIVERSITY OF WASHINGTON SEATTLE CAMPUS	2 years in high school OR 2nd quarter in college	2 years in high school OR 2nd quarter in college	2 years in high school OR 2nd quarter in college	For majors in Colleges of Arts and Sciences, Education and Social Work: through 3rd quarter in college with 2.0 or better, or completion of the 3rd high school year of a foreign language. For more information on additional ways to meet this requirement see the website listed at Note 4 on the reverse side.*
UNIVERSITY OF WASHINGTON TACOMA CAMPUS	None required for admission, but 2 years in HS OR 2 nd quarter in college recommended	None required for admission, but 2 years in HS OR 2 nd quarter in college recommended	None required for admission, but 2 years in HS OR 2 nd quarter in college recommended	2 years in high school OR 2nd quarter in college
WASHINGTON STATE UNIVERSITY	2 years in high school OR 3rd quarter in college	None required for admission	None required for admission	For majors within the College of Liberal Arts and College of Sciences and College of Communication: 2 years high school or 3rd quarter in college. For International Business, 1 year of foreign language beyond the high school level .
WESTERN GOVERNORS UNIVERSITY	None required for admission	None required for admission	None required for admission	None required for graduation
WESTERN WASHINGTON UNIVERSITY	2 years in high school OR 2nd quarter in college (w/ less than 45cr)	None required for admission (w/ more than 45cr)	None required for admission	None required for graduation

Additional Notes:

1. The information on the reverse side is subject to change. Students planning to attend a four-year institution should always verify the foreign language admission and graduation requirements for their specific major.
2. In order to satisfy the foreign language requirements, students must stay consistent in a single language. (One year of high school Spanish and one year of high school Japanese will not meet the requirements nor will one college quarter of Spanish and one college quarter of Japanese).
3. The use of the term "credits" implies that they are college-transferable credits. A quarter system foreign language class is 5 credits.
4. University of Washington only: the foreign language admission requirement will be considered satisfied for students from non-English speaking countries who entered the U.S. educational system at the 8th grade or later.

*For more information on other UW departments and additional ways to complete the foreign language graduation requirement at the University of Washington, see <http://www.washington.edu/uaa/advising/degreeplanning/gebsrforlan.php>

5. All colleges: any student who is demonstratively bilingual may meet the foreign language admission and graduation requirements. Consult with your school(s) of choice for verification.
6. Some institutions may offer a proficiency exam for foreign languages and some may accept the Advanced Placement foreign language exam as satisfactory completion of foreign language requirements. Consult your school of choice for details.
7. In some cases, a foreign language may not be accepted if it is not taught at that institution or if it is considered a language no longer used. Consult your school of choice for verification.
8. All of the four-year institutions listed on this sheet accept American Sign Language (ASL) as a foreign language.

UNIVERSITY OF WASHINGTON

Admission Information

ADMISSION REQUIREMENTS: Students who are deficient in any of the required high school courses must take courses in college as indicated.

College Academic Distribution Requirements (CADRs):

<u>High School Subjects (Grades 9-12)</u>		<u>Equivalent College Courses</u>
4 years English	OR	ENGL &101 or higher (5-20cr., depending on how many years of English were completed in high school)
3 years College Prep. Math	OR	MATH 098 (no UW credit) with grade 2.0 +
2 years one Foreign Language	OR	Foreign Language 121, 122
3 years Social Science	OR	Any 3 Social Sciences (15 cr.)
2 years Lab Science (at least 1 yr. of lab from BIOL, CHEM or PHYS. At least 1 of the 2 yrs. must be algebra-based).	OR	2 Lab Sciences (10 cr.) See http://admit.washington.edu for details
1/2 yr. Fine, Visual or Performing Arts	OR	Minimum 2 credits Art, Drama or Music
1/2 yr. Academic Electives	OR	Minimum 3 credits Academic Electives

UW Transfer Admission: Comprehensive Review

Among Washington community college transfer students, the highest admission priority will be given to those with academic associate degrees and those with 90 transferable credits taken in preparation for a professional academic major. Applicants with fewer than 90 credits may also be admitted when early transfer is advisable, but the number of such transfers will remain small.

Students who have completed the College Academic Distribution Requirements (CADRs) and have a transfer GPA of 2.50 or better will be assured of receiving a comprehensive review to determine admissibility. Many factors are considered in making admission decisions, which are based on much more than GPA or predicted academic performance. Both academic and personal elements are considered. While academic progress is of primary importance, information provided by the applicant in the **personal statement plays an integral role in the admission decision.**

The comprehensive review includes the following assessment areas:

- Level of academic achievement including cumulative transfer GPA on all transferable college level courses attempted; rigor of curriculum; and consistency in course completion
- Well-defined academic goals
- Preparation for intended major
- Plan for timely completion of a bachelor's degree
- Completion of foreign language study through the 103-level or equivalent, or completion of the 3rd high school year of a foreign language when applying to majors in the College of Arts and Sciences, Education or Social Work
- Evidence of a need to enroll at the UW and the availability of the applicant's intended academic program at other Washington public educational institutions
- Academic or artistic awards and achievements, community service, work experience, or research that demonstrates success or potential contributions to the University and community
- Improved grades after an extended absence from college or evidence of a new maturity in approaching college work
- Cultural awareness
- Perseverance in attaining higher education in spite of personal adversity, disability, or economic disadvantage
- Admission test scores, if provided

Students with Fewer Than 40 Credits

The University accepts applicants who have completed fewer than 40-quarter credits (slightly less than one year of college) at the time of application. However, admission for these applicants is highly competitive and, due to enrollment pressures, priority is low. Applicants are reviewed according to the comprehensive criteria described above. In addition, their high school records are considered and they are required to submit test scores

Important Websites and Additional Information

- **University of Washington Home Page:** www.washington.edu/
- **Admissions Information:** <http://admit.washington.edu/Requirements/Transfer/TAP>
Planning is crucial! Read and understand thoroughly the **UW Transfer Admission and Planning Booklet**.
- **Application:** www.admit.washington.edu/Apply/Transfer
- **Admissions Office contact:** <https://admit.washington.edu/Contact> **206-543-9686**
Call or email with questions about your application. Admissions does not schedule appointments in advance, but they do offer drop-in advising. Call for details and hours.
- **Information Sessions:** <http://www.washington.edu/uaa/advising/transfers/tt.php> **206-543-2550**
Transfer Thursdays Every Thursday, prospective students can come to campus to find out about the admission process, academic areas of study, and other topics such as financial aid and housing. Because so many UW offices are involved, the offerings each week vary. Choose a date that offers the appropriate [admission session](#), [departmental information session](#), and/or [drop-in advising](#) for your interests and questions.
- **Test Scores:** <http://admit.washington.edu/Apply/Transfer/Test> Applicants with fewer than 40 quarter credits at the time of application are required to submit scores from one of the following tests as well as high school records. Test scores do not expire; the UW will accept them for admission purposes no matter how many years have passed since the exam.
 - Scholastic Aptitude Test (SAT)
 - American College Test (ACT)
 - Institutional ACT for UW admission only available upon request: oeatests@uw.edu **206-543-1170**
- **English Language Proficiency Requirement (ELPR):** www.depts.washington.edu/registra/students/elpr/
All new freshmen and transfer students must satisfy an English language proficiency requirement upon enrolling at the UW Seattle campus. Students who enter the UW with one of the following qualifying tests or programs will have satisfied the requirement:
 1. Completion of a qualifying associate degree from a Washington community College
 2. Successful completion of the UW Intensive English Program
 3. A minimum score on one of the following tests:
 - Test of English as a Foreign Language (TOEFL: iBT, CBT, PBT)
 - Pre-college test (SAT, ACT)
 - International English Language Testing System (IELTS)
- **Office of Minority Affairs and Diversity:** www.depts.washington.edu/omad **206-543-5715**
This office offers a variety of support services and works in collaboration with other departments on the UW campus.

Application Closing Dates

(Applications and all supporting documents must be received by the deadline date below to ensure admission consideration).

Quarter	Transfer and Post-Baccalaureates	International Students Final Application	Evening Degree
Autumn	February 15	February 15	July 15
Winter	September 1	Applications not accepted	October 31
Spring	Not open for general admission*	Applications not accepted	January 31
Summer**	February 15	February 15	May 15

***Applicants to Engineering and Computer Science Only.** You may submit an admissions application to the UW Office of Admissions for **spring quarter only** if you are **also applying for spring quarter direct entry** to one of these programs: Bioresource Sci & Engr, Bio E, Chem E, Comp E, Comp Sci, EE, or Mat. Sci & Engr. **To apply:** Print and complete the PDF version of the UW application (no online application for spring). Submit it and all required documents by **December 15**. Direct entry applicants must **also** submit a departmental application to the program; check department websites for instructions.

**Choosing summer quarter means you wish to begin enrollment in summer and continue into autumn as a degree-seeking student. Failure to enter summer quarter cancels autumn enrollment. To apply for summer quarter as a non-degree student, go to summer.washington.edu/summer.

Information is subject to change. For current updates and to verify information visit: <http://admit.washington.edu>

Educational Planning

Choosing Your Classes and Much More!





College Transfer Pathways

Educational Planning

Choosing Your Classes and Much More!

"Get advising and get it early from both the institution you are transferring to as well as the community college you are attending...develop an educational plan that both helps you prepare for your transfer major and four-year college admission requirements as well as achieve your associate degree."

NSC Advisor

An Educational Plan takes into consideration associate degree requirements, *as well as* major prerequisites and university admission requirements.

Ok, now you've decided on a transfer major, or at least have narrowed it down to a few possibilities. You also have some transfer institutions in mind. This will assist you in choosing classes that fulfill associate degree, major and four-year college and university requirements.

This section contains the following worksheets and information that will help you and your advisor to create an Educational Plan:

- Preparing for my advising session and transferring credits from other colleges/universities to NSC
- Transfer planning sheets available in Advising
- Transfer equivalency guides (website addresses)
- Educational Planning Worksheets

What is an Educational Plan?

- An educational plan is a roadmap towards a college degree and an outline of the coursework required to complete an educational goal/program of study. When choosing your classes, it is important to consider factors such as degree requirements, course sequences, personal timelines, transfer major prerequisites, and four-year college/university admission requirements and deadlines.
- Students with an educational plan have a clear understanding of the coursework necessary to achieve their educational objectives and are able to use available resources to independently adapt and revise their plan when appropriate.

Educational Planning

Preparing For an Advising Session

- Make an appointment to meet with an advisor BEFORE registration begins for the following quarter. Appointments are available beginning the 3rd week of the quarter, and registration for continuing students begins the 7th week of the quarter. Early planning and creating an educational plan with an advisor will help ensure that you are on the right track and that you will be ready to register for the correct classes for the following quarters. Please call (206) 934-3658 to set-up an appointment.
- If you have previously met with an advisor, it is important to bring with you any paperwork or planning materials that you obtained during previous advising sessions. This saves time, and you won't have to repeat planning that has already been completed.
- Have your questions written out. This way you won't forget to ask anything important, and you will be able to make the best use of your time.
- Be proactive! You are in the driver's seat of your educational journey; research transfer major requirements, read and understand the requirements of your Associate degree and admission requirements of the schools you are considering. You and your advisor will work together to aid you in reaching your educational goals, but ultimately you are in charge.

Transferring Credits from Another College or University

If you have credits from another college/university (including those within the Seattle Colleges District) it is imperative that you obtain a transfer credit evaluation as soon as possible as this process can take up to ten weeks to complete.

1. **Order an official transcript** from each college or university attended (Exception: If you have taken classes at Seattle Central or South Seattle College, NSC credential evaluators will be able to access those records without you having to order them or send them to our campus). Official transcripts should be sent to: Records Office, North Seattle College, 9600 College Way North, Seattle, WA 98103-3599.
2. **Meet with an NSC advisor if you need an unofficial evaluation of incoming credits in order to select classes.** Bring unofficial copies of your transcripts to the advising session and an advisor can assist you in selecting courses to take at NSC.
3. **Fill out the "Application for Evaluation of Incoming Credits"** (available at Registration or in Advising). Submit the signed form to the Registration Desk. Please note that the Registration Office will only accept the form if the official transcripts you are requesting to be evaluated have been received by the Registration Office.
4. Results of your official evaluation will be emailed to you within ten weeks.

Educational Planning

Resources to help you plan

Transfer Planning Worksheets Available in Advising:

- Associate of Arts
- Associate in Business
- General Associate of Science
- Associate of Science Option #1
- Associate of Science Option #2
- BS in Nursing Prerequisite List
- Computer Science Transfer Information
- Pre-Pharmacy Recommended Courses
- Pre-Medical/Pre-Dental Recommended Courses
- UW Pre-Engineering Transfer Information
- UW Business School Transfer Information
- Major Planning Guides for a variety of majors

Advising also has written information on:

- Developing an Educational Plan
- NSC Academic Calendar
- Transfer Planning Resources
- Paths to a Career in Nursing
- University Deadlines for Transfer Students
- Washington Four-year Colleges and Universities
- Washington Four-year College and University Extension Sites and Programs
- University Foreign Language Requirements
- Teaching Programs in Washington State
- Seattle University Transfer Planning
- The Evergreen State College Transfer Planning
- Western Washington University Transfer Planning
- Central Washington University Transfer Guide
- University of Washington Transfer Admission and Planning Guide (TAP)
- University of Washington Admission Information
- University of Washington Personal Statement Guide
- University of Washington Requirements for the College of Arts and Sciences
- University of Washington Transfer Thursdays information
- University of Washington Majors with Foreign Language Graduation Requirements
- UW Exploring Majors by Areas of Interest
- UW Arts-Related Majors
- UW Business-Related Majors
- UW Engineering & Technology-Related Majors
- UW Physical Science & Math-Related Majors
- UW Biology-Related Majors
- UW Environment-Related Majors
- UW Computer Science and Computer Engineering Graduation Requirements
- UW CSE Computer-Related Study at the UW

Educational Planning

Course Equivalency Guides

Classes that transfer to four-year colleges and universities are generally those numbered 100 and above in the college catalog and include general education courses listed in the Areas of Knowledge (Visual, Literary and Performing Arts, Individuals, Cultures and Societies, and Natural World) as well as transferable electives listed on the AA worksheet; however there are exceptions. If you are uncertain whether a course is transferable, check with an advisor or consult your transfer institution's course equivalency guide. *NOTE: Do not confuse transferability with applicability. When planning your transfer you should take classes that both transfer and apply toward the prerequisite requirements for the transfer major you intend to pursue at the four-year level.*

Transfer Equivalency Guides

NSC is a part of the Seattle Colleges District. In some of the guides you will find NSC information listed under "Seattle Colleges." If your transfer college/university is not listed, you are advised to contact an admissions advisor at that institution.

Bastyr University

<http://www.bastyr.edu/admissions/prerequisites/guides?view=ce>

Central Washington University

<http://www.cwu.edu/registrar/2012-2013-transfer-equivalencies>

Eastern Washington University

https://eaglenet.ewu.edu/PROD-DAD/ewudarsxgd.p_lookup_sbgi_code

The Evergreen State College

<http://www.evergreen.edu/admissions/requirements/transfer>

Gonzaga University

https://zagweb.gonzaga.edu/pls/gonz/hwswartc.GU_TransferEquiv

Pacific Lutheran University

<http://www.plu.edu/registrar/Equivalency-Guides/home.php>

Seattle Pacific University

<http://www.spu.edu/depts/sas/resources/transfer-guide.asp>

Seattle University

<http://www.seattleu.edu/registrar/course-equivalencies.aspx>

University of Puget Sound

<http://www.pugetsound.edu/admission/apply/transfer-students/advising-manual/>

University of Washington

<http://admit.washington.edu/EquivalencyGuide>

Washington State University

<https://wsu.edu/psportal/pages/transfercoursesearch.html>

Western Washington State University

https://admin.wvu.edu/pls/wwis/wwwsktcat.TE_Catalog

Whitworth University

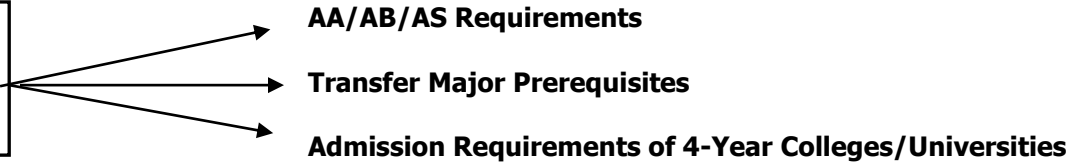
<http://www.whitworth.edu/Administration/RegistrarsOffice/TransferInformation/EquivalencyGuides.htm>

For current updates and revisions see the College Transfer website: <https://northseattle.edu/college-transfer-additional-information/university-equivalency-guides>

EDUCATIONAL PLANNING WORKSHEET

Putting it all together!

Choose your classes to fulfill:



Pick out the appropriate transfer planning sheet in the Advising Center to utilize while working towards your AA, AS or AB degree and include it in this section.

Remaining requirements for my NSC degree:

- 1. _____
- 2. _____
- 3. _____
- 4. _____
- 5. _____
- 6. _____
- 7. _____
- 8. _____

Quarter I intend to apply for NSC graduation: _____

My intended transfer major(s): _____

Are there prerequisite courses required for admission to my intended major(s), or suggested introductory classes?
Yes _____ No _____

If yes, the remaining transfer major requirements (prerequisites) or suggested introductory classes I intend to complete at NSC are:

- _____
- _____
- _____
- _____
- _____
- _____

My first choice of a four-year college or university:

Other four-year transfer institutions I am interested in attending:

Remaining admission requirements for the 4-year college(s) I am interested in transferring to:

- English _____
- Math _____
- Social Studies _____
- Science _____
- Foreign Language _____
- Fine, Visual, Performing Arts _____

Quarter I intend to enter 4-year college: _____

Deadline(s) for application: _____

Deadline(s) for admission to major: _____

Other important information/deadlines _____

Individual Education Plan

With your advisor plan out your coursework needed to complete your associate degree together with any courses required for admission to your transfer major and your 4-year college.

Name _____ Student ID# _____

Quarter:	
Courses:	Credits:
Transfer Action Items:	
<input type="checkbox"/>	
<input type="checkbox"/>	
<input type="checkbox"/>	

Quarter:	
Courses:	Credits:
Transfer Action Items:	
<input type="checkbox"/>	
<input type="checkbox"/>	
<input type="checkbox"/>	


Quarter:	
Courses:	Credits:
Transfer Action Items:	
<input type="checkbox"/>	
<input type="checkbox"/>	
<input type="checkbox"/>	

Quarter:	
Courses:	Credits:
Transfer Action Items:	
<input type="checkbox"/>	
<input type="checkbox"/>	
<input type="checkbox"/>	

Quarter:	
Courses:	Credits:
Transfer Action Items:	
<input type="checkbox"/>	
<input type="checkbox"/>	
<input type="checkbox"/>	

Quarter:	
Courses:	Credits:
Transfer Action Items:	
<input type="checkbox"/>	
<input type="checkbox"/>	
<input type="checkbox"/>	

The Transfer Application Process





College Transfer Pathways

The Transfer Application Process

Once you have completed your research, you will want to be sure to fully complete the transfer application process required by each school to which you apply.

This section contains information on:

- Tips for success in applying to the colleges or universities of your choice
- Financial Aid and scholarship resources
- Application hints
- Applying for your associate degree
- Writing a personal statement

The Transfer Application Process

Tips for Success

- **Pay attention to college/university application deadlines** and plan accordingly. Start early. **It is also important to pay attention to major/department deadlines.** When you apply to the college/university of your choice, you may also have to apply separately to your department or major of interest. In some cases, you may have to be accepted to your intended major department before you are offered acceptance to the university or college.
- **Most applications require an application fee**, which may be around \$50. Most college/universities allow you to apply online, which is a quicker method. If you choose to use a paper application make sure that your handwriting is legible and that the copy you turn in is professional looking.
- **Are letters of recommendation required?** If so, begin asking your instructors, counselors, advisors or others immediately for the recommendation. Usually, references require several weeks advance notice so that they have the time to write a thoughtful and detailed letter.
- **A personal statement** may or may not be required by every college/university you are applying to, but it is always a good idea to include one. A personal statement is a very important part of your application packet and one that deserves a great deal of attention. Please see "Writing a Personal Statement" in this section for help with this process, and be sure to check the website of each college you are applying to for their individual requirements. Check the College Transfer Events Calendar: <https://northseattle.edu/advising/calendar> for the dates of Personal Statement workshops, held each quarter at NSC.



If you are applying for financial aid, you must apply annually. Financial aid can include grants, low-interest rate or specially guaranteed student loans. To apply, complete a Free Application for Federal Student Aid form (FAFSA) after January 1. **APPLY EARLY!** You can apply online at the **FAFSA** website: (Free Application for Federal Student Aid) <http://www.fafsa.edu.gov>. If you have any questions regarding FAFSA contact the Financial Aid Office at NSC (206-934-3688) or at the college/university to which you are applying.

- **Be sure to investigate scholarship opportunities** at every four-year institution you are considering, as well as through a variety of organizations. Search in multiple places, such as the Financial Aid or Scholarship Office of your transfer school, the department to which you are applying and scholarship handbooks. There are thousands of scholarship opportunities each year, and most scholarships have a separate application process, which usually includes a personal statement. Don't forget the internet! Check out some of these resources to get you started with your financial aid/scholarship search:
 - **NSC Scholarship website:** <https://northseattle.edu/scholarships>
 - **The WashBoard.org:** TheWashBoard.org
 - **Fast web:** <http://www.fastweb.com>
 - **College Board:** www.collegeboard.com

The Transfer Application Process Application Hints

- Read application instructions carefully for each four-year college to which you are applying.
- Make sure you have included all required documents in your application packet. Incomplete applications may delay the process or result in denial to the university due to missing the deadline dates.
- Keep a copy of all included materials for your records.
- Submit your application as early as possible. Although most institutions have deadline dates, some may prefer and may actually prioritize application materials that they receive before the application deadline date. Check with each university you've applied to, to verify that all materials have been received.
- For current deadlines for many Washington State four-year colleges and universities, see: <https://northseattle.edu/college-transfer-students/collegeuniversity-application-process#deadlines>

Applying For Your Associate Degree

- If you are completing an associate degree at NSC, you must apply for your degree the quarter before you intend to graduate. Register for your final coursework required to complete your degree and then make an appointment to meet with your advisor to apply for graduation. Your advisor will run a final degree audit and assist you to complete the "Application for Degree or Certificate" available in the registration and advising areas. Applications should be submitted no later than three weeks prior to the start of your final quarter.

The Transfer Application Process

Writing a Personal Statement

Most schools require a personal statement as part of the application requirements. A personal statement allows you to tell the admissions committee who you are, why you are an outstanding candidate for admission and to show that you have excellent written communication skills. Your personal statement could be the critical factor in your acceptance to the university of your choice.

A good personal statement will show a personal and compelling view of who you are, so again it is important to put the time and effort into this part of your application.

Below are some tips to help you get started:

- 1. Get organized!** If the application requires that you answer specific questions, your statement should address each of those questions. Be careful not to miss any subjects the school has asked you to address.
- 2. Be concise,** but be sure to show who you are. Keep your focus narrow, personal and give specific examples. Don't just say, "I am very involved in community service." But, consider expanding by stating, "Participating in community service is a priority in my life. Even though I work full-time and go to school part-time, I continue to work with the homeless on a weekly basis at the local shelter. I am committed to continuing volunteer work throughout my life, as I believe we each have a responsibility to help others."
- 3. Avoid clichés.** Saying things like, "I have wanted to be a Husky since I was three" doesn't tell the admissions committee much about who you really are and why they should accept you.
- 4. Describe any obstacles** you have had to overcome to reach your educational goals and how this process has affected your education and your success as a student; for example, caring for an elderly parent while working, yet still being able to continue with your academics.
- 5. Focus on your academic and professional goals** and how they relate to your intended field of study. How do you believe these goals and your skills will relate to your success at the university and within your chosen field of study?
- 6. Show the committee you have done your homework.** Specifically explain why you want to attend their university. This means more than saying, "SMU has a great agriculture department." A better statement might be, "SMU's Agriculture Department has won many awards in agriculture and is state-renowned for their research and focus on the topic of genetic mutation of vegetables. Because this is one of my main research and career interests, I am excited to become a part of the SMU team and to utilize the skills learned in my work as a future farmer."
- 7. Write like a transfer student.** As a transfer student you have had some college experience. Your personal statement should reflect your understanding of education and how your previous academic work and experience relate to your intended transfer major. Additionally, it is important to show your college level writing skills.
- 8. Don't forget to proofread!** Typos, spelling and grammatical errors may be interpreted as carelessness or poor writing skills. Check your work. It is advisable to have someone else read your essay for clarity and errors.



College Transfer Pathways

**NSC
Resources
and
Services
to assist you on
your journey
towards a
successful
transfer!**

NSC Advising: (206) 934-3658
<https://northseattle.edu/advising>

Admissions, Records, and Registration: (206) 934-3663
<https://northseattle.edu/admission>

Bookstore: (206) 934-4678
<http://northsc.bncollege.com/webapp/wcs/stores/servlet/BNCBHomePage?storeId=39551&catalogId=10001>

Career Services: (206) 934-6074
<https://northseattle.edu/career-services>

Cashier's Office: (206) 934-3627
<https://northseattle.edu/cashiers-office>

Counseling: (206) 934-3676
<https://northseattle.edu/counseling>

Credentials Office: (206) 934-3663
<https://northseattle.edu/credentials>

Disability Services: (206) 934-3697
<http://www.northseattle.edu/services/disability/>

Financial Aid: (206) 934-3688
<https://northseattle.edu/financial-aid>

FAFSA Web Site: <http://www.fafsa.ed.gov/>

International Student Programs: (206) 934-3672
<http://isp.northseattle.edu/>

Library: (206) 934-3607
<https://library.northseattle.edu>

Student Leadership and Multicultural Programs:
(206) 934-3643
<https://northseattle.edu/student-programs>

Testing Center: (206) 934-3674
<https://northseattle.edu/testing>

Women's Center (206) 934-3696
<https://northseattle.edu/womens-center>

Writing and Language Tutoring (Page One): (206) 934-0164
<https://northseattle.edu/tutoring/page-one-writing-center>

Math Tutoring (Science and Math dept): (206) 934-7004
<https://northseattle.edu/tutoring/math-learning-center>

Glossary

Transfer Definitions You Should Know

Associate of Arts Degree (AA): A 90-credit community college transfer degree. It provides a broad education and allows you to fulfill some or all of the general education requirements and prerequisite coursework for many four-year degrees in arts and sciences.

Associate of Science Degree (AS): A 90-credit community college transfer degree intended for students who plan to transfer and receive a bachelor's degree from a four-year college or university with a transfer major in a science related area.

Associate in Business Degree (AB): A 90-credit community college transfer degree designed for students intending to transfer to a four-year college or university and major in business.

Bachelor's Degree: The academic title (Bachelor of Arts or Bachelor of Science) granted by four-year colleges and universities upon the successful completion of approximately 180 quarter credits or four years of prescribed study (including the credits completed at a community college). This degree is sometimes called a "baccalaureate" degree.

Credit/Credit Hour: The words "credit" and "hour" are often used synonymously. For the majority of courses, the number of credits offered equals the number of hours in a class per week for that course. (A five-credit course requires approximately five hours of class time each week.) NOTE: Your tuition is based on the total number of credit hours you register for, but you receive credit on your transcript only for the number of credit hours in which you receive a passing grade.

Direct Transfer Agreement (DTA): The Direct Transfer Agreement is an agreement between community colleges and participating four-year public and private Washington state colleges and universities that assures the transfer of credit with an AA, AS or AB degree into these colleges and universities, but not automatic admission, since each institution has separate admission criteria such as G.P.A., residency, core requirements or major preparation.

Educational Plan: An educational plan is a road map towards a college degree and an outline of the coursework required to complete an educational goal/program of study. When choosing your classes, it is important to consider factors such as degree requirements, course sequences, personal timelines, transfer major prerequisites, and four-year college/university admission requirements and deadlines.

Equivalency Guide: A guide found on websites of most Washington state four-year colleges and universities that allows you to find out how a course at North Seattle College transfers into that institution. You can find a list of many Washington college/university equivalency guides at: <https://northseattle.edu/college-transfer-additional-information/university-equivalency-guides>

Grade Point Average (GPA): Each grade you earn in a course is assigned a number of points. Your GPA is based on the total number of points earned and the total number of quarter hours attempted.

General Education: Broad base of liberal arts core courses in English, Math and the Areas of Knowledge such as Visual, Literary and Performing Arts (Humanities), Individuals Cultures and Societies (Social Science), and Natural World (Natural Science).

Major: The academic discipline to which an undergraduate student formally commits. A student who successfully completes the courses prescribed in an academic major qualifies for an undergraduate degree.

Prerequisite: The requirement(s) that must be met before a student may enroll in a particular course, program or major. A prerequisite might be completion of a given class before enrollment in a more advanced class, or a satisfactory score on a placement test. A prerequisite may also be a specific course or list of courses required before application to a university major or program of study.

Quarter: A term of classes which is approximately 11 weeks (8 weeks in summer quarter), depending on the college. A college using the quarter system, such as North Seattle College, has three equal quarters (fall, winter, spring) and a shorter summer quarter.

Semester: A term of classes which is approximately 15 weeks. Colleges on the semester system have two semesters per academic year and a summer session.

Note: 1 semester credit equals 1.5 quarter credits.

Transcript: A copy of your academic record showing courses completed and grades and credits earned. To be "official" it must be mailed directly from one institution to the other or delivered by you in an unopened envelope that has been officially sealed by your former school.

Transcript Evaluation: If you are transferring credits from another college or university your official transcripts are evaluated by the NSC Credentials Office to determine how many courses previously taken might be applied to your North Seattle College associate degree graduation requirements. Academic advisors may do an unofficial evaluation to initially place you into classes.

Transferability: Classes that transfer to four-year colleges and universities are generally those numbered 100 and above in the college catalog and include general education courses listed in the Areas of Knowledge (Visual, Literary and Performing Arts, Individuals, Cultures and Societies, and Natural World) as well as transferable electives listed on the AA worksheet; however there are exceptions. If you complete an AA transfer degree, you can include a maximum of 15 credits of "normally non-transferable courses" numbered 100 and above in your degree. There are also certain professional-technical programs and courses that may transfer to specific colleges or universities. If you are uncertain whether a course is transferable, check with an advisor or consult your transfer institution's course equivalency guide.

Transfer Major Prerequisites: Courses to be completed in order to be eligible for admission into a certain transfer major.

The Seattle Colleges do not discriminate on the basis of race or ethnicity, color, age, national origin, religion, marital status, sex, gender, sexual orientation, gender identity, veteran or disabled veteran status, political affiliation or belief, citizenship/status as a lawfully admitted immigrant, or disability.